





Corporate Balanced Scorecard




South Hams District Council

Community/Customer



	ES: Car parking tickets sold (Yearly comparison)
	ES: Car parking season tickets sold (Yearly comparison)
	ES: Overall Recycling rate %
	ES: Overall waste arising

Processes



PEC

			PEC: Average time for completion (Major/Minor/Other)
---	---	---	---








Environmental Health

	EH: Time taken to process Disabled Facilities Grant (Fast track)
	EH: Avg Time to serve notice or close complaints





ICT & CS

	ICT & CS: Avg End to End time (New Claims)
	ICT & CS: Avg End to End time (Change of circumstances)

Financial

	Assets: Employment estates Income (Cumulative)
	PEC: Total income collected: Pre-Apps, Apps etc
	ES: Car Parking income (Cumulative)
	ES: Trade Waste: Income vs Budget
	FA: % invoices paid on time
	ICT & CS: Council Tax Collection
	PEC: Income Collected – Land Charges

Performance

	EH: % of nuisance complaints resolved at informal stage
	ICT & CS: Preventing Homelessness
	Assets: Employment Estate Occupancy Level
	CS: Avg days sickness/FTE